

Dry dusting  
Removing cobwebs



80276 Ceiling brush



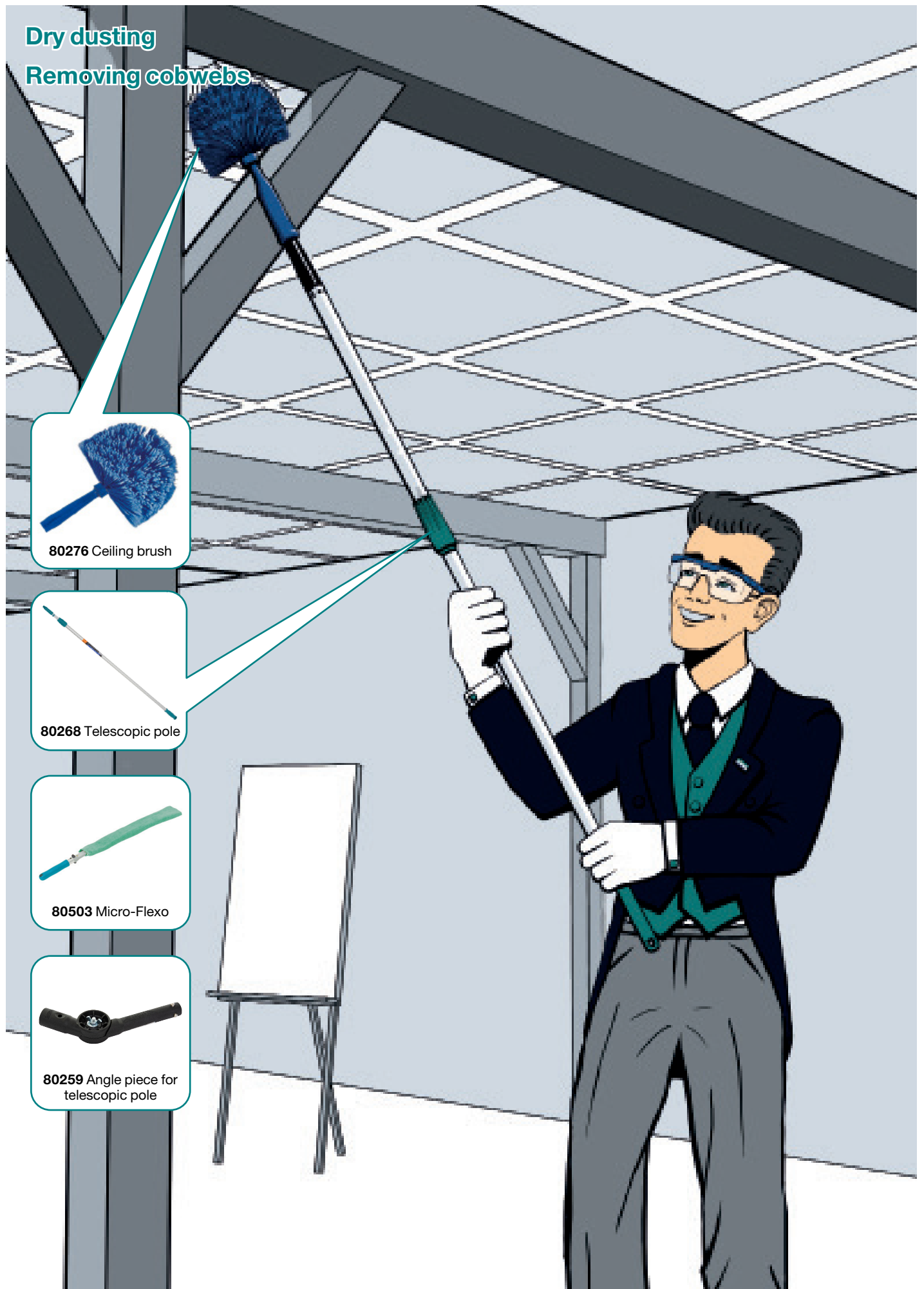
80268 Telescopic pole



80503 Micro-Flexo



80259 Angle piece for telescopic pole






# Dry dusting

## Removing cobwebs



### Description

<b>Definition / objective</b>	<b>Removing loose dirt and cobwebs</b> with a dust cloth or dusting tool (ceiling brush) from surfaces. Suitable for dry surfaces, specifically in corners. <b>Low to high amounts of dust are stirred up depending on the cleaning tool and bristle material used.</b>
<b>Preparatory work</b>	Select suitable products to match the surface to be cleaned (type / square metres) and the type of soiling.   Put up the warning sign.  For cleaning at heights above 1.70 m: Use the tool with a telescopic pole or a climbing aid.
<b>Main task</b>	Fold the cleaning cloth and place it in your hand. Alternatively, mount the cleaning cloth onto the dusting tool.   Dry dust the surface using the tool or the folded cleaning cloth. Change the cloth face when it gets dirty.  Replace the cloth once all cloth areas have been used. Dispose of the disposable cloth.   Perform a visual check.
<b>Final steps</b>	Remove the warning sign. Dry vacuum the ceiling brush. Wash the reusable cloths in the washing machine. Dispose of any waste. Clean the cleaning equipment and replace as needed.
<b>Comments</b>	<ul style="list-style-type: none"><li>- Wear the personal protective equipment (PPE) required by company regulations, safety data sheets and / or instructions for use.</li><li>- Always check in advance which product meets your requirements (see Wetrok Cleaning &amp; Care Instructions).</li><li>- Wetrok AG accepts no liability for damage caused by improper use or incorrect product selection.</li></ul>